

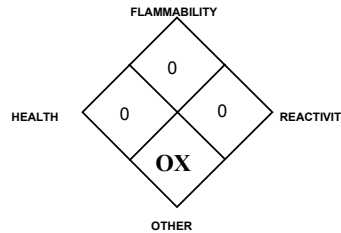


# MATERIAL SAFETY DATA SHEET

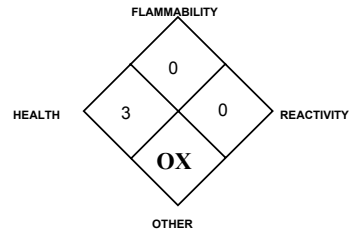
## OXYGEN GAS

## OXYGEN- REFRIGERATED LIQUID

### NFPA RATING



### NFPA RATING



Prepared to U.S. OSHA, CMA, ANSI and Canadian WHMIS Standards

## **PART I** *What is the material and what do I need to know in an emergency?*

### 1. PRODUCT IDENTIFICATION

CHEMICAL NAME; CLASS:

**OXYGEN O<sub>2</sub>**  
**OXYGEN O<sub>2</sub>**  
**REFRIGERATED LIQUID**

PRODUCT USE:

Document Number: 1043  
For general analytical/synthetic chemical uses.

SUPPLIER/MANUFACTURER'S NAME:

**WESTERN INTERNATIONAL GAS & CYL. INC.**

ADDRESS:

7173 HWY 159E, P.O. BOX 668  
BELLVILLE, TX 77418

BUSINESS PHONE:

1-979-413-2100

EMERGENCY PHONE:

CHEMTREC: 1-800-424-9300

International: 202-483-7616

DATE OF PREPARATION:

May 20, 1996

SECOND REVISION:

December 8, 1997

### 2. COMPOSITION and INFORMATION ON INGREDIENTS

CHEMICAL NAME	CAS #	mole %	EXPOSURE LIMITS IN AIR					
			ACGIH		OSHA			OTHER
			TLV ppm	STEL ppm	PEL ppm	STEL ppm	IDLH ppm	
Oxygen	7782-44-7	99.8%	There are no specific exposure limits for Oxygen. Oxygen levels should be maintained above 19.5% and below 23.5%					
Maximum Impurities		<0.2% (2000 ppm)	None of the trace impurities in this mixture contribute significantly to the hazards associated with the product. All hazard information pertinent to this product has been provided in this Material Safety Data Sheet, per the requirements of the OSHA Hazard Communication Standard (29 CFR 1910.1200) and State equivalent standards.					

NE = Not Established

C = Ceiling Limit.



See Section 16 for Definitions of Terms Used.

NOTE: All WHMIS required information is included. It is located in appropriate sections based on the ANSI Z400.1-1993 format.



### 3. HAZARD IDENTIFICATION

**EMERGENCY OVERVIEW:** Oxygen is a colorless, odorless, oxidizing gas, or a colorless, odorless, cryogenic liquid. The chief health hazard presented by this gas at atmospheric pressures is respiratory system irritation after overexposure to high oxygen concentrations. The main physical hazard associated with releases of this gas is related to its oxidizing power. In high oxygen content atmospheres, common combustible materials can become highly flammable. The cryogenic liquid will rapidly boil to the gas at standard temperatures and pressures. The liquefied gas can cause frostbite to any contaminated tissue. Emergency responders must practice extreme caution when approaching oxygen releases because of the extreme fire potential.

#### OXYGEN GAS

HAZARDOUS MATERIAL INFORMATION SYSTEM			
HEALTH		(BLUE)	0
FLAMMABILITY		(RED)	0
REACTIVITY		(YELLOW)	0
PROTECTIVE EQUIPMENT			B
EYES	RESPIRATORY	HANDS	BODY
	See Section 8		See Section 8
For routine industrial applications			

#### LIQUID OXYGEN

HAZARDOUS MATERIAL INFORMATION SYSTEM			
HEALTH		(BLUE)	3
FLAMMABILITY		(RED)	0
REACTIVITY		(YELLOW)	0
PROTECTIVE EQUIPMENT			X
EYES	RESPIRATORY	HANDS	BODY
	See Section 8		See Section 8
For routine industrial applications			

**See Section 16 for Definition of Ratings**

**SYMPTOMS OF OVEREXPOSURE BY ROUTE OF EXPOSURE:** The most significant route of overexposure for this gas or cryogenic liquid by inhalation. Skin and eye contact is also possible for the cryogenic liquid. The following paragraphs describe symptoms of exposure by route of exposure.

**INHALATION:** Normally, air contains 21% oxygen. No health effects have been observed in people exposed to 50% Oxygen at 1 atm. for 24 hours or longer. High concentrations of this gas create an oxygen-rich environment. Individuals breathing such an atmosphere containing 51-100% Oxygen may experience nausea, dizziness, coughing, and bronchial irritation. Exposures to high Oxygen concentrations, especially at elevated pressures, can cause, hypothermia, increased depth of respiration, bradycardia, pulmonary discomfort, central nervous system effects (e.g., mood changes, dizziness), peripheral vasoconstriction, amblyopia (loss of vision), seizures, or death. Exposure levels to pure oxygen which have produced the adverse symptoms described above are summarized below.

**DURATION OF EXPOSURE**

5 hours  
3 hours  
30 minutes  
5 minutes

**PRESSURE OF OXYGEN**

Sea level  
3 atmospheres  
4 atmospheres  
7 atmospheres

**NOTE:** Pure oxygen at 1/3 atmospheric pressure can be inhaled for weeks without symptoms. Inhalation of pure oxygen for up to 16 hours per day for many days and 65% oxygen in air for extended periods does not cause symptoms of oxygen toxicity.

**OTHER POTENTIAL HEALTH EFFECTS:** Contact of the skin or eyes with cryogenic liquid or rapidly expanding gases (which are released under high pressure) may cause frostbite. Symptoms of frostbite include change in skin color to white or grayish-yellow. The pain after contact with liquid can quickly subside. Ingestion and absorption through the skin are not considered significant routes of entry of oxygen into the body.

### 3. HAZARD IDENTIFICATION (Continued)

**HEALTH EFFECTS OR RISKS FROM EXPOSURE:** An Explanation in **Lay Terms**. Overexposure to Oxygen may cause the following health effects:

**ACUTE:** The most significant hazard associated with this gas is inhalation of oxygen-rich atmospheres. Symptoms of overexposure to Oxygen include nausea, dizziness, respiratory problems, lowering of body temperature, loss of vision, seizures, or death. Contact with cryogenic liquid or rapidly expanding gases (which are released under high pressure) may cause frostbite.

**CHRONIC:** Long-term exposure to high atmospheric concentrations of oxygen at normal pressure or elevated pressure may produce severe thickening and scarring of lung tissues. Blood hemoglobin concentration decreases (thus reducing oxygen-carrying capacity) with prolonged exposure to high concentrations). See Section 11 (Toxicological Information) for additional information.

**TARGET ORGANS:** Hyperbaric Oxygen: Respiratory system and Central Nervous System. Cryogenic Liquid: Skin.

---

## PART II *What should I do if a hazardous situation occurs?*

---

### 4. FIRST-AID MEASURES

**RESCUERS SHOULD NOT ATTEMPT TO RETRIEVE VICTIMS OF EXPOSURE TO OXYGEN WITHOUT ADEQUATE PERSONAL PROTECTIVE EQUIPMENT. At a minimum, Self-Contained Breathing Apparatus Personal Protective equipment (and fire retardant clothing, if appropriate) should be worn to protect against high oxygen content or super-heated gases in the event of fire.**

Remove victim(s) to fresh air, as quickly as possible. Trained personnel should administer supplemental oxygen and/or cardio-pulmonary resuscitation, if necessary. Supplemental oxygen is not normally appropriate. Victims tend to recover rapidly, when removed from the hypoxic exposure.

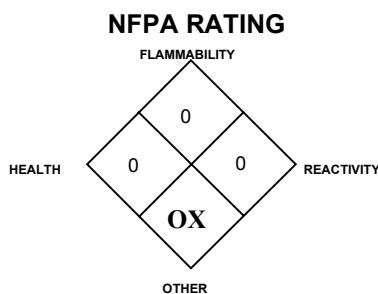
In case of frostbite, place the frostbitten part in warm water. DO NOT USE HOT WATER. If warm water is not available, or is impractical to use, wrap the affected parts gently in blankets. Alternatively, if the fingers or hands are frostbitten, place the affected area in the armpit. Encourage victim to gently exercise the affected part while being warmed. Seek immediate medical attention.

Victim(s) must be taken for medical attention. Rescuers should be taken for medical attention, if necessary. Take copy of label and MSDS to physician or other health professional with victim(s). Medical care providers should refer to Section 11 of this MSDS for additional information.

---

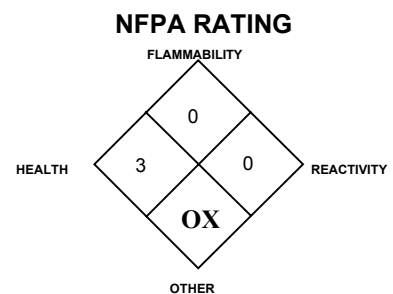
### 5. FIRE-FIGHTING MEASURES

#### OXYGEN GAS



See Section 16 for Definition of Ratings

#### LIQUID OXYGEN



**FLASH POINT:** Not applicable.

**AUTOIGNITION TEMPERATURE:** Not applicable.

**FLAMMABLE LIMITS (in air by volume, %):**

Lower (LEL): Not applicable.

Upper (UEL): Not applicable.

## 5. FIRE-FIGHTING MEASURES (Continued)

FIRE EXTINGUISHING MATERIALS: Non-flammable gas. Use extinguishing media appropriate for surrounding fire.

UNUSUAL FIRE AND EXPLOSION HAZARDS: Oxygen does not burn; however, cylinders, when involved in fire, may rupture or burst in the heat of the fire. Oxygen will support and accelerate combustion. Common combustible materials will burn readily in elevated oxygen environments.

Water Spray: YES  
Halon: YES

Carbon Dioxide: YES  
Dry Chemical: YES

Foam: YES  
Other: Any "ABC" Class.

**RESPONSE TO FIRE INVOLVING CRYOGEN:** Cryogenic oxygen may contribute to the ignition of any combustible material, including asphalt and wood. Extreme caution must be used when cryogenic oxygen storage vessels are involved in a fire. Cryogenic liquids can be particularly dangerous during fires because of their potential to rapidly freeze water. Careless use of water may cause heavy icing. Furthermore, relatively warm water greatly increases the evaporation rate of Oxygen. If large concentrations of Oxygen gas are present, the water vapor in the surrounding air will condense, creating a dense fog that may make it difficult to find fire exits or equipment. Liquid Oxygen, when exposed to the atmosphere, will produce a cloud of ice/fog in the air upon its release.

Explosion Sensitivity to Mechanical Impact: Not Sensitive.

Explosion Sensitivity to Static Discharge: Not Sensitive.

SPECIAL FIRE-FIGHTING PROCEDURES: Structural fire-fighters must wear Self-Contained Breathing Apparatus and full protective equipment. Do not enter areas which have more than 23.5% oxygen in the atmosphere, since a serious fire and explosion hazard exists. Remove all flammable and combustible materials from vicinity of a release, if it can be done without risk to firefighters. Direct water onto vessels to keep the vessels cool. Shut-off the flow of oxygen or move vessels from fire area if it can be done safely. Withdraw from the area in case of rising sounds from venting safety devices or any discoloration of vessels due to fire.

---

## 6. ACCIDENTAL RELEASE MEASURES

SPILL AND LEAK RESPONSE: Uncontrolled releases should be responded to by trained personnel using pre-planned procedures. Proper protective equipment should be used. In case of a release, clear the affected area and protect people. Minimum Personal Protective Equipment should be **Level B: fire protective clothing, mechanically-resistant, fire protective gloves and Self-Contained Breathing Apparatus**. In general, **DO NOT ENTER AN AREA IF THE OXYGEN CONTENT EXCEEDS 23.5%. USE VENTILATION TO REDUCE THE OXYGEN LEVELS**. Locate and seal the source of the leaking gas. Protect personnel attempting the shut-off with water-spray. Allow the gas to dissipate. Monitor the surrounding area for oxygen levels. The atmosphere must have at least 19.5 percent and less than 23.5% oxygen before personnel can be allowed in the area without Self-Contained Breathing Apparatus. Attempt to close the main source valve prior to entering the area. If this does not stop the release (or if it is not possible to reach the valve), allow the gas to release in-place or remove it to a safe area and allow the gas to be released there.

**RESPONSE TO CRYOGENIC RELEASE:** Clear the affected area and allow the liquid to evaporate and the gas to dissipate. After the gas is formed, follow the instructions provided in the previous paragraph. If the area must be entered by emergency personnel, SCBA, Kevlar gloves, and appropriate foot and leg protection and fire protective clothing must be worn.

---

## PART III *How can I prevent hazardous situations from occurring?*

### 7. HANDLING and STORAGE

WORK PRACTICES AND HYGIENE PRACTICES: Do not eat or drink while handling chemicals. Be aware of any signs of overexposure to this gas (see Section 3, Hazard Information).

STORAGE AND HANDLING PRACTICES: Cylinders should be stored in dry, well-ventilated areas away from sources of heat. Compressed gases can present significant safety hazards. Store containers away from heavily trafficked areas and emergency exits. Post "No Smoking or Open Flames" signs in storage or use areas.

## 7. HANDLING and STORAGE (Continued)

**SPECIAL PRECAUTIONS FOR HANDLING GAS CYLINDERS:** Protect cylinders against physical damage. Store in cool, dry, well-ventilated, fireproof area, away from flammable materials and corrosive atmospheres. Store away from heat and ignition sources and out of direct sunlight. Do not store near elevators, corridors or loading docks. Do not allow area where cylinders are stored to exceed 52°C (125°F). Use only storage containers and equipment (pipes, valves, fittings to relieve pressure, etc.) designed for the storage of Oxygen. Do not store containers where they can come into contact with moisture.

Cylinders should be stored upright and be firmly secured to prevent falling or being knocked over. Cylinders can be stored in the open, but in such cases, should be protected against extremes of weather and from the dampness of the ground to prevent rusting.

Keep Dewar flasks of liquid oxygen covered with loose fitting cap. This prevents air or moisture from entering the container, yet allows pressure to escape. Use only the stopper or plug supplied with the container. Ensure that ice does not form in the neck of flasks. If the neck of Dewar flask is blocked by ice or "frozen" air, follow owner's instruction for removing it. A plugged Dewar or storage flask may develop sufficient pressure to cause catastrophic failure. Ice can also cause pressure release valves to fail. Never tamper with pressure relief devices in valves and cylinders. The temperature of Liquid Oxygen is sufficiently cold to condense and freeze most gases. Consequently, there is a danger of pipes or vents becoming plugged. Liquid Oxygen should therefore be stored and handled under positive pressure or in a closed system to prevent the infiltration and solidification of air or other gases. The following rules are applicable to situations in which cylinders are being used :

**Before Use:** Move cylinders with a suitable hand-truck. Do not drag, slide or roll cylinders. Do not drop cylinders or permit them to strike each other. Secure cylinders firmly. Leave the valve protection cap, if provided, in-place until cylinder is ready for use.

**During Use:** Use designated CGA fittings and other support equipment. Do not use adapters. Do not heat cylinder by any means to increase the discharge rate of the product from the cylinder. Use check valve or trap in discharge line to prevent hazardous backflow into the cylinder. Do not use oils or grease on gas-handling fittings or equipment.

**After Use:** Close main cylinder valve. Replace valve protection cap, if provided. Mark empty cylinders "EMPTY".

**NOTE:** Use only DOT or ASME code containers. Cylinders must not be recharged except by or with the consent of owner. For additional information refer to the Compressed Gas Association Pamphlet P-1, *Safe Handling of Compressed Gases in Containers*. For cryogenic liquids, refer to CGA P-12, *Safe Handling of Cryogenic Liquids*. Additionally, refer to CGA Bulletins G-4.3, "Commodity Specification for Oxygen", and G-4.1 "Cleaning Equipment for Oxygen Service".

**PROTECTIVE PRACTICES DURING MAINTENANCE OF CONTAMINATED EQUIPMENT:** Follow practices indicated in Section 6 (Accidental Release Measures). Make certain application equipment is locked and tagged-out safely. Purge gas handling equipment with inert gas (e.g., Nitrogen) before attempting repairs.

**TANK CAR SHIPMENTS:** Tank cars carrying Oxygen should be loaded and unloaded in strict accordance with tank-car owner's recommendations and all established on-site safety procedures. Appropriate personal protective equipment must be used during tank car operations (see Section 8). All loading and unloading equipment must be inspected, prior to each use. Loading and unloading operations must be attended, at all times. Tank cars must be level and wheels must be locked or blocked prior to loading or unloading. Tank car (for loading) or storage tank (for unloading) must be verified to be correct for receiving this product and be properly prepared, prior to starting the transfer operations. Hoses must be verified to be clean and free of incompatible chemicals, prior to connection to the tank car or vessel. Valves and hoses must be verified to be in the correct positions, before starting transfer operations. A sample (if required) must be taken and verified (if required) prior to starting transfer operations. All lines must be blown-down and purged before disconnecting them from the tank car or vessel. Refrigerated Liquid Oxygen is capable of causing the ignition of asphalt. Transfers should be performed on concrete surfaces.

---

## 8. EXPOSURE CONTROLS - PERSONAL PROTECTION

**VENTILATION AND ENGINEERING CONTROLS:** Use with adequate ventilation to maintain Oxygen levels between 19.5% and 23.5% in the work area. Local exhaust ventilation is preferred, because it prevents Oxygen dispersion into the work place by eliminating it at its source. If appropriate, install automatic monitoring equipment to detect the level of Oxygen.

## 8. EXPOSURE CONTROLS - PERSONAL PROTECTION (Continued)

**RESPIRATORY PROTECTION:** Maintain oxygen levels above 19.5% and below 23.5% in the workplace. Use supplied air respiratory protection during emergency response to a release of Oxygen. If respiratory protection is required, follow the requirements of the Federal OSHA Respiratory Protection Standard (29 CFR 1910.134), or equivalent State standards. DO NOT ENTER AN AREA IF THE OXYGEN CONTENT EXCEEDS 23.5%.

**EYE PROTECTION:** Safety glasses. Face-shields must be worn when using cryogenic Oxygen.

**HAND PROTECTION:** Wear mechanically-resistant gloves when handling cylinders of Oxygen. Use low-temperature protective gloves (e.g., Kevlar) when working with containers of Liquid Oxygen.

**BODY PROTECTION:** Use body protection appropriate for task. Transfer of large quantities under pressure may require protective equipment appropriate to protect employees from splashes of liquefied product, as well provide sufficient insulation from extreme cold.

---

## 9. PHYSICAL and CHEMICAL PROPERTIES

**VAPOR DENSITY:** 1.326 kg/m<sup>3</sup> (0.083 lb/ft<sup>3</sup>)

**SPECIFIC GRAVITY (air = 1):** 1.105

**SOLUBILITY IN WATER v/v @ 0°C (32°F):** 4.9%

**VAPOR PRESSURE (psia):** Not applicable.

**EXPANSION RATIO:** 861 (cryogenic liquid).

**COEFFICIENT WATER/OIL DISTRIBUTION:** Log P -0.65

**EVAPORATION RATE (nBuAc = 1):** Not applicable.

**FREEZING POINT:** -218.8°C (-361.8°F)

**BOILING POINT @ 1 atm.:** -297.4°F (-183.0°C)

**pH:** Not applicable.

**ODOR THRESHOLD:** Not applicable. Odorless.

**SPECIFIC VOLUME (ft<sup>3</sup>/lb):** 12.1

**APPEARANCE AND COLOR:** Oxygen is a colorless, odorless gas or a colorless and odorless, cryogenic liquid.

**HOW TO DETECT THIS SUBSTANCE (warning properties):** There are no unusual warning properties associated with a release of Oxygen. A release of the Refrigerated Liquid will be obvious as a result of the fog of atmospheric moisture which condenses in the vicinity of the release. An oxygen monitor can be used to detect oxygen levels.

---

## 10. STABILITY and REACTIVITY

**STABILITY:** Normally stable.

**DECOMPOSITION PRODUCTS:** None.

**MATERIALS WITH WHICH SUBSTANCE IS INCOMPATIBLE:** Oxygen is incompatible with combustible and flammable materials, chlorinated hydrocarbons, hydrazine, reduced boron compounds, ethers, phosphine, phosphorous tribromide, phosphorous trioxide, tetrafluorethylene, and compounds which readily form peroxides. The Refrigerated Liquid will cause asphalt to ignite.

**HAZARDOUS POLYMERIZATION:** Will not occur.

**CONDITIONS TO AVOID:** Avoid contact with incompatible materials. Cylinders exposed to high temperatures or direct flame can rupture or burst.

---

## PART IV *Is there any other useful information about this material?*

---

### 11. TOXICOLOGICAL INFORMATION

**TOXICITY DATA:** Oxygen is the vital element in the atmosphere in which we live and breathe. The following toxicity data are for oxygen and are for exposure to high levels in extreme situations:

Cytogenetic Analysis System (hamster lung) 80 pph

TCLo (inhalation-woman) 12 pph for 10 minutes. Teratogenic effects.

TCLo (inhalation-human) 100 pph for 14 hours. Pulmonary effects.

**SUSPECTED CANCER AGENT:** Oxygen is not found on the following lists: FEDERAL OSHA Z LIST, NTP, CAL/OSHA, IARC; therefore it is not considered to be, nor suspected to be a cancer-causing agent by these agencies.

**IRRITANCY OF PRODUCT:** Contact with rapidly expanding gases or the refrigerated liquid can cause frostbite and damage to exposed skin and eyes.

**SENSITIZATION OF PRODUCT:** Oxygen is not a sensitizer.

## 11. TOXICOLOGICAL INFORMATION (Continued)

REPRODUCTIVE TOXICITY INFORMATION: Listed below is information concerning the effects of Oxygen on the human reproductive system.

Mutagenicity: Oxygen is not expected to cause mutagenic effects in humans. High concentrations of Oxygen at atmospheric pressure caused chromosomal aberrations and mutations in specific test animal tissues.

Embryotoxicity: Oxygen is not expected to cause embryotoxic effects in humans.

Teratogenicity: Oxygen is not expected to cause teratogenic effects in humans. Exposure of pregnant hamsters to 3-4 atmospheres of 100% oxygen for periods of 2-3 hours on days 6, 7, and 8 of pregnancy produced teratogenic effects in small, but significant number of fetuses.

Reproductive Toxicity: Oxygen is not expected to cause adverse reproductive effects in humans.

*A mutagen is a chemical which causes permanent changes to genetic material (DNA) such that the changes will propagate through generation lines. An embryotoxin is a chemical which causes damage to a developing embryo (i.e. within the first eight weeks of pregnancy in humans), but the damage does not propagate across generational lines. A teratogen is a chemical which causes damage to a developing fetus, but the damage does not propagate across generational lines. A reproductive toxin is any substance which interferes in any way with the reproductive process.*

MEDICAL CONDITIONS AGGRAVATED BY EXPOSURE: Pre-existing respiratory conditions may be aggravated by overexposure to Oxygen.

RECOMMENDATIONS TO PHYSICIANS: Treat symptoms and reduce overexposure. Symptoms of overexposure usually are relieved quickly. Immediate sedation and anticonvulsive therapy should be provided, as needed.

BIOLOGICAL EXPOSURE INDICES (BEIs): Currently, Biological Exposure Indices (BEIs) are not applicable for this compound.

---

## 12. ECOLOGICAL INFORMATION

ENVIRONMENTAL STABILITY: Oxygen occurs naturally in the atmosphere. The gas will be dissipated rapidly in well-ventilated areas. The following environmental data are available for Oxygen.

OXYGEN: Log  $K_{ow}$  = -0.65, oxygen does not bioconcentrate in aquatic organisms

EFFECT OF MATERIAL ON PLANTS or ANIMALS: No adverse effect is anticipated to occur to animal or plant-life, except for frost produced in the presence of rapidly expanding gases.

EFFECT OF CHEMICAL ON AQUATIC LIFE: No evidence is currently available on Oxygen's effects on aquatic life.

---

## 13. DISPOSAL CONSIDERATIONS

PREPARING WASTES FOR DISPOSAL: Waste disposal must be in accordance with appropriate Federal, State, and local regulations. Return cylinders with any residual product to Western International Gas Inc. Do not dispose of locally.

---

## 14. TRANSPORTATION INFORMATION

THIS MATERIAL IS HAZARDOUS AS DEFINED BY 49 CFR 172.101 BY THE U.S. DEPARTMENT OF TRANSPORTATION.

### For Oxygen, Gas:

<u>PROPER SHIPPING NAME:</u>	Oxygen, compressed
<u>HAZARD CLASS NUMBER and DESCRIPTION:</u>	2.2 (Non-Flammable Gas)
<u>UN IDENTIFICATION NUMBER:</u>	UN 1072
<u>PACKING GROUP:</u>	Not Applicable
<u>DOT LABEL(S) REQUIRED:</u>	Non-Flammable Gas, Oxidizer
<u>NORTH AMERICAN EMERGENCY RESPONSE GUIDEBOOK NUMBER (1996):</u>	122

### For Oxygen, Liquid:

<u>PROPER SHIPPING NAME:</u>	Oxygen, refrigerated liquid
<u>HAZARD CLASS NUMBER and DESCRIPTION:</u>	2.2 (Non-Flammable Gas)
<u>UN IDENTIFICATION NUMBER:</u>	UN 1073
<u>PACKING GROUP:</u>	Not Applicable
<u>DOT LABEL(S) REQUIRED:</u>	Non-Flammable Gas, Oxidizer
<u>NORTH AMERICAN EMERGENCY RESPONSE GUIDEBOOK NUMBER (1996):</u>	122

## 14. TRANSPORTATION INFORMATION (Continued)

MARINE POLLUTANT: Oxygen is not classified by the DOT as a Marine Pollutant (as defined by 49 CFR 172.101, Appendix B).

TRANSPORT CANADA TRANSPORTATION OF DANGEROUS GOODS REGULATIONS: THIS MATERIAL IS CONSIDERED AS DANGEROUS GOODS. Use the above information for the preparation of Canadian Shipments.

---

## 15. REGULATORY INFORMATION

U.S. SARA REPORTING REQUIREMENTS: Oxygen is not subject to the reporting requirements of Sections 302, 304, and 313 of Title III of the Superfund Amendments and Reauthorization Act.

U.S. SARA THRESHOLD PLANNING QUANTITY: Not applicable.

U.S. CERCLA REPORTABLE QUANTITY (RQ): Not applicable.

CANADIAN DSL/NDL INVENTORY STATUS: Oxygen is on the DSL Inventory.

U.S. TSCA INVENTORY STATUS: Oxygen is on the TSCA Inventory.

OTHER U.S. FEDERAL REGULATIONS: Not applicable.

U.S. STATE REGULATORY INFORMATION: Oxygen is covered under specific State regulations, as denoted below:

**Alaska - Designated Toxic and Hazardous Substances:** No.

**California - Permissible Exposure Limits for Chemical Contaminants:** No.

**Florida - Substance List:** Oxygen.

**Illinois - Toxic Substance List:** No.

**Kansas - Section 302/313 List:** No.

**Massachusetts - Substance List:** Oxygen.

**Minnesota - List of Hazardous Substances:** No.

**Michigan - Critical Materials Register:** No.

**Missouri - Employer Information/Toxic Substance List:** No.

**New Jersey - Right to Know Hazardous Substance List:** Oxygen.

**North Dakota - List of Hazardous Chemicals, Reportable Quantities:** No.

**Pennsylvania - Hazardous Substance List:** Oxygen.

**Rhode Island - Hazardous Substance List:** Oxygen.

**Texas - Hazardous Substance List:** No.

**West Virginia - Hazardous Substance List:** No.

**Wisconsin - Toxic and Hazardous Substances:** No.

CALIFORNIA SAFE DRINKING WATER AND TOXIC ENFORCEMENT ACT (PROPOSITION 65): Oxygen is not on the California Proposition 65 lists.

LABELING (for Liquid):

ALWAYS KEEP CONTAINER IN UPRIGHT POSITION.

**WARNING:**

EXTREMELY COLD, OXIDIZING LIQUID AND GAS UNDER PRESSURE.

VIGOROUSLY ACCELERATES COMBUSTION.

COMBUSTIBLES IN CONTACT WITH LIQUID OXYGEN MAY EXPLODE ON IGNITION OR CONTACT.

CAN CAUSE SEVERE FROSTBITE.

Keep oil, grease, and combustibles away.

Use only with equipment cleaned for oxygen service.

Do not get liquid in eyes, on skin, or clothing.

For liquid withdrawal, wear face shield and gloves.

Do not drop. Use hand truck for container movement.

Avoid spills. Do not walk on or roll equipment over spills.

Close valve after each use and when empty.

Use in accordance with the Material Safety Data Sheet.

**FIRST-AID:**

**IN CASE OF FROSTBITE,** obtain immediate medical attention.

DO NOT REMOVE THIS PRODUCT LABEL.



## 15. REGULATORY INFORMATION (Continued)

### LABELING (for Compressed Gas):


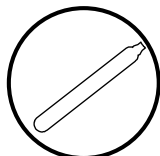
#### **WARNING:**

HIGH PRESSURE OXIDIZING GAS.  
VIGOROUSLY ACCELERATES COMBUSTION.  
Keep oil and grease away.  
Open valve slowly.  
Use only with equipment cleaned for oxygen service and rated for cylinder pressure.  
Close valve after each use and when empty.  
Use in accordance with the Material Safety Data Sheet.  
  
DO NOT REMOVE THIS PRODUCT LABEL.

### CANADIAN WHMIS SYMBOLS:

**Class A:** Compressed Gases

**Class C:** Oxidizer



---

## 16. OTHER INFORMATION

#### **PREPARED BY:**

CHEMICAL SAFETY ASSOCIATES, Inc.  
9163 Chesapeake Drive, San Diego, CA 92123-1002  
619/565-0302

The information contained herein is based on data considered accurate. However, no warranty is expressed or implied regarding the accuracy of these data or the results to be obtained from the use thereof. WESTERN INTERNATIONAL GAS, Inc. assumes no responsibility for injury to the vendee or third persons proximately caused by the material if reasonable safety procedures are not adhered to as stipulated in the data sheet. Additionally, WESTERN INTERNATIONAL GAS, Inc. assumes no responsibility for injury to vendee or third persons proximately caused by abnormal use of the material even if reasonable safety procedures are followed. Furthermore, vendee assumes the risk in his use of the material.

## DEFINITIONS OF TERMS

A large number of abbreviations and acronyms appear on a MSDS. Some of these which are commonly used include the following:

**CAS #:** This is the Chemical Abstract Service Number which uniquely identifies each constituent. It is used for computer-related searching.

### EXPOSURE LIMITS IN AIR:

**ACGIH** - American Conference of Governmental Industrial Hygienists, a professional association which establishes exposure limits.

**TLV** - Threshold Limit Value - an airborne concentration of a substance which represents conditions under which it is generally believed that nearly all workers may be repeatedly exposed without adverse effect. The duration must be considered, including the 8-hour Time Weighted Average (**TWA**), the 15-minute Short Term Exposure Limit, and the instantaneous Ceiling Level (**C**). Skin absorption effects must also be considered.

**OSHA** - U.S. Occupational Safety and Health Administration.

**PEL** - Permissible Exposure Limit - This exposure value means exactly the same as a TLV, except that it is enforceable by OSHA. The OSHA Permissible Exposure Limits are based in the 1989 PELs and the June, 1993 Air Contaminants Rule (Federal Register: 58: 35338-35351 and 58: 40191). Both the current PELs and the vacated PELs are indicated. The phrase, "Vacated 1989 PEL," is placed next to the PEL which was vacated by Court Order.

**IDLH** - Immediately Dangerous to Life and Health - This level represents a concentration from which one can escape within 30-minutes without suffering escape-preventing or permanent injury.

**The DFG - MAK** is the Republic of Germany's Maximum Exposure Level, similar to the U.S. PEL. **NIOSH** is the National Institute of Occupational Safety and Health, which is the research arm of the U.S. Occupational Safety and Health Administration (**OSHA**).

NIOSH issues exposure guidelines called **Recommended Exposure Levels (RELs)**. When no exposure guidelines are established, an entry of **NE** is made for reference.

### HAZARD RATINGS:

**HAZARDOUS MATERIALS IDENTIFICATION SYSTEM:** Health Hazard: **0** (minimal acute or chronic exposure hazard); **1** (slight acute or chronic exposure hazard); **2** (moderate acute or significant chronic exposure hazard); **3** (severe acute exposure hazard; onetime overexposure can result in permanent injury and may be fatal); **4** (extreme acute exposure hazard; onetime overexposure can be fatal). Flammability Hazard: **0** (minimal hazard); **1** (materials that require substantial pre-heating before burning); **2** (combustible liquid or solids; liquids with a flash point of 38-93°C [100-200°F]); **3** (Class IB and IC flammable liquids with flash points below 38°C [100°F]); **4** (Class IA flammable liquids with flash points below 23°C [73°F] and boiling points below 38°C [100°F]. Reactivity Hazard: **0** (normally stable); **1** (material that can become unstable at elevated temperatures or which can react slightly with water); **2** (materials that are unstable but do not detonate or which can react violently with water); **3** (materials that can detonate when initiated or which can react explosively with water); **4** (materials that can detonate at normal temperatures or pressures).

**NATIONAL FIRE PROTECTION ASSOCIATION:** Health Hazard: **0** (material that on exposure under fire conditions would offer no hazard beyond that of ordinary combustible materials); **1** (materials that on exposure under fire conditions could cause irritation or minor residual injury); **2** (materials that on intense or continued exposure under fire conditions could cause temporary incapacitation or possible residual injury); **3** (materials that can on short exposure could cause serious temporary or residual injury); **4** (materials that under very short exposure could cause death or major residual injury). Flammability Hazard and Reactivity Hazard: Refer to definitions for "Hazardous Materials Identification System".

### FLAMMABILITY LIMITS IN AIR:

Much of the information related to fire and explosion is derived from the National Fire Protection Association (**NFPA**). Flash Point - Minimum temperature at which a liquid gives off sufficient vapors to form an ignitable mixture with air. Autoignition Temperature: The minimum temperature required to initiate combustion in air with no other source of ignition. LEL - the lowest percent of vapor in air, by volume, that will explode or ignite in the presence of an ignition source. UEL - the highest percent of vapor in air, by volume, that will explode or ignite in the presence of an ignition source.

### TOXICOLOGICAL INFORMATION:

Possible health hazards as derived from human data, animal studies, or from the results of studies with similar compounds are presented. Definitions of some terms used in this section are: **LD<sub>50</sub>** - Lethal Dose (solids & liquids) which kills 50% of the exposed animals; **LC<sub>50</sub>** - Lethal Concentration (gases) which kills 50% of the exposed animals; **ppm** concentration expressed in parts of material per million parts of air or water; **mg/m<sup>3</sup>** concentration expressed in weight of substance per volume of air; **mg/kg** quantity of material, by weight, administered to a test subject, based on their body weight in kg. Data from several sources are used to evaluate the cancer-causing potential of the material. The sources are: **IARC** - the International Agency for Research on Cancer; **NTP** - the National Toxicology Program, **RTECS** - the Registry of Toxic Effects of Chemical Substances, **OSHA** and **CAL/OSHA**. IARC and NTP rate chemicals on a scale of decreasing potential to cause human cancer with rankings from 1 to 4. Subrankings (2A, 2B, etc.) are also used. Other measures of toxicity include **TDLo**, the lowest dose to cause a symptom and **TCLo** the lowest concentration to cause a symptom; **TDo**, **LDLo**, and **LDo**, or **TC**, **TCo**, **LCLo**, and **LCo**, the lowest dose (or concentration) to cause lethal or toxic effects. **BEI** - Biological Exposure Indices, represent the levels of determinants which are most likely to be observed in specimens collected from a healthy worker who has been exposed to chemicals to the same extent as a worker with inhalation exposure to the TLV. Ecological Information: EC is the effect concentration in water.

### REGULATORY INFORMATION:

This section explains the impact of various laws and regulations on the material. **EPA** is the U.S. Environmental Protection Agency. **WHMIS** is the Canadian Workplace Hazardous Materials Information System. **DOT** and **TC** are the U.S. Department of Transportation and the Transport Canada, respectively. Superfund Amendments and Reauthorization Act (**SARA**); the Canadian Domestic/Non-Domestic Substances List (**DSL/NDL**); the U.S. Toxic Substance Control Act (**TSCA**); Marine Pollutant status according to the **DOT**; the Comprehensive Environmental Response, Compensation, and Liability Act (**CERCLA** or **Superfund**); and various state regulations.